
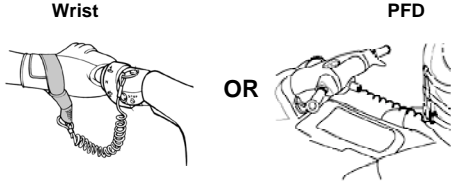
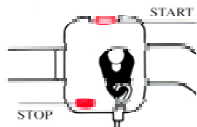

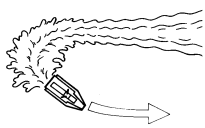
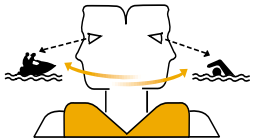


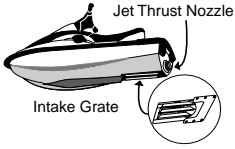


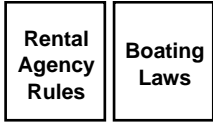






PWC Renter Orientation Checklist

Protective Clothing/Equipment for Operators and Passengers	
Renter Initials	 <p>Wear PFD and Other Protective Clothing/Equipment</p> <ul style="list-style-type: none"> You must wear an appropriate personal flotation device (PFD) at all times. Wear a wet-suit (or wet suit bottom) while operating the PWC. Normal swimwear does not adequately protect against forceful water entry into the lower body opening(s) of both males and females. Severe internal injuries can occur if water is forced into body cavities as a result of falling into water or being near jet thrust nozzle. Additional protective equipment (such as footwear, eyewear) may be needed.
PWC Controls	
Renter Initials	 <p>Keep Lanyard Attached</p> <ul style="list-style-type: none"> Securely attach engine shut-off cord (lanyard) to your wrist or PFD (as directed) and wear it at all times. Then, if you fall off the PWC, the engine will stop.
Renter Initials	 <p>Know How to Start and Stop the Engine</p> <ul style="list-style-type: none"> To start the engine, be sure that the lanyard is attached and push the start button. To stop the engine, push the stop button. Stopping the engine <u>will not</u> stop the forward motion of the PWC and <u>will</u> result in loss of steering.
Renter Initials	 <p>Know Operational Controls</p> <ul style="list-style-type: none"> The throttle controls your speed. Apply the throttle lever on the handle to accelerate and release it to slow down. The handlebars move the jet thrust nozzle directing thrust in different directions to steer the PWC. <u>Without thrust, you cannot steer the PWC.</u>
Avoid Collisions—Most PWC Injuries and Deaths Result from Collisions	
Renter Initials	 <p>Do Not Release Throttle when Trying to Steer</p> <ul style="list-style-type: none"> <u>You need throttle to steer.</u> <p>Take Early Action to Avoid Collisions</p> <ul style="list-style-type: none"> Remember, PWCs and other boats <u>do not have brakes.</u>
Renter Initials	 <p>Scan Constantly</p> <ul style="list-style-type: none"> Scan constantly for people, objects and other watercraft. Be alert for conditions that limit your visibility or block your vision of others.
Renter Initials	 <p>Operate Defensively</p> <ul style="list-style-type: none"> Operate at safe speeds. Keep a safe distance away from people, objects and other boats (including PWCs). Do not follow directly behind PWCs or other boats. Do not go near others to spray or splash them with water. Avoid sharp turns and other maneuvers that make it difficult for others to avoid colliding with you or that make it difficult for others to understand where you are going.

Other Hazards		
Renter Initials		<p>Avoid Aggressive Maneuvers</p> <ul style="list-style-type: none"> • This is a high-performance boat—it is not a toy. • Ride within your limits and avoid aggressive maneuvers to reduce the risk of loss of control, ejection, and collision. • Sharp turns or jumping wakes or waves can increase the risk of back/spinal injury (paralysis), facial injuries, and broken legs, ankles or other bones • Do not jump wakes or waves.
Renter Initials		<p>Keep Away from Intake Grate</p> <ul style="list-style-type: none"> • Items such as long hair, loose clothing, or PFD straps can become entangled in moving parts resulting in severe injury or drowning.
Renter Initials		<p>Do Not Apply Throttle when Anyone is at the Rear of the PWC</p> <ul style="list-style-type: none"> • Do not apply the throttle when anyone is standing or swimming toward the rear of the PWC. Water and/or debris exiting jet thrust nozzle can cause serious injury.
Renter Initials		<p>Know How to Right the PWC in Open Water</p> <ul style="list-style-type: none"> • If you capsize in open water, swim to the rear of the PWC and turn it upright—be sure to turn it in the proper direction. Then, board from the rear.
Other Rules and Safety Information that May Apply to Your Situation		
Renter Initials		<p>Follow Rental Agency Rules and Boating Laws</p> <ul style="list-style-type: none"> • Review all rental agency rules and applicable boating laws. • Do not overload PWC. Do not tow unless the PWC is designed and equipped for towing. Know and follow all State requirements related to towing.
Renter Initials		<p>Know the Waters</p> <ul style="list-style-type: none"> • Know the area in which you will be operating and observe all navigational markers and signs.
Renter Initials		<p>Follow the Additional PWC Warnings and Instructions that May Apply</p> <ul style="list-style-type: none"> • Depending on the circumstances, the Owner's Manual and product labels may have relevant information not covered in this basic orientation.
Final Check		
Renter Initials	READY AND ABLE ?	<ul style="list-style-type: none"> • Do you understand that you should scan constantly, operate defensively and avoid aggressive maneuvers? • Do you understand that PWCs do not have brakes? • Do you understand that you should <u>not</u> release the throttle when you are trying to steer away from people, objects and other boats (including PWCs)? • Do you have any questions about the PWC or its operation?

I have been instructed on and understand the rules and information provided in this orientation.

Signature of PWC Renter

Signature of PWC Rental Agency Employee